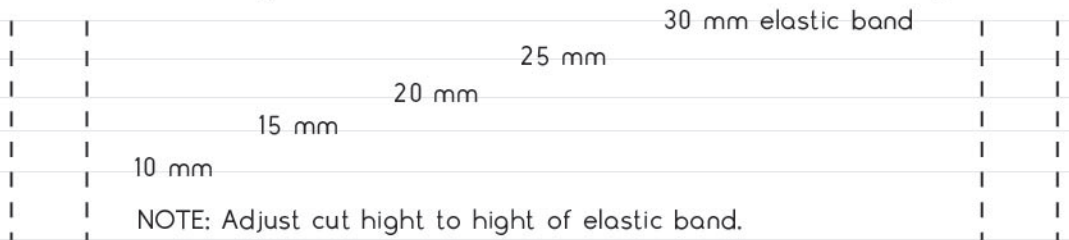


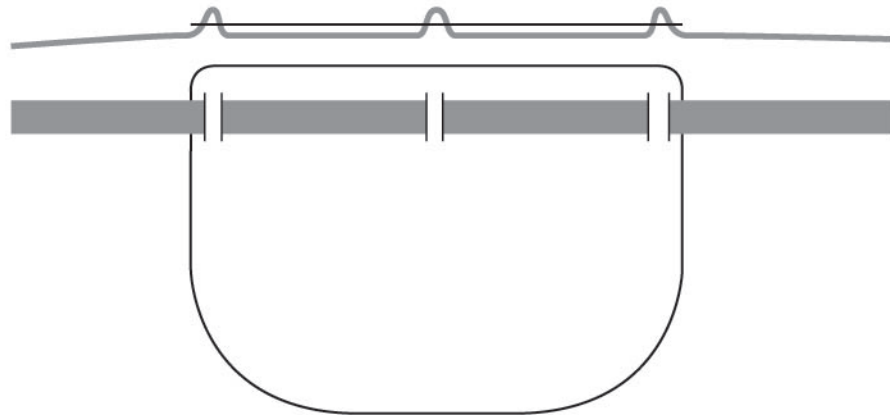
viraShade® free

A4 version for non-commercial use only. For more info visit www.viraShade.com/free

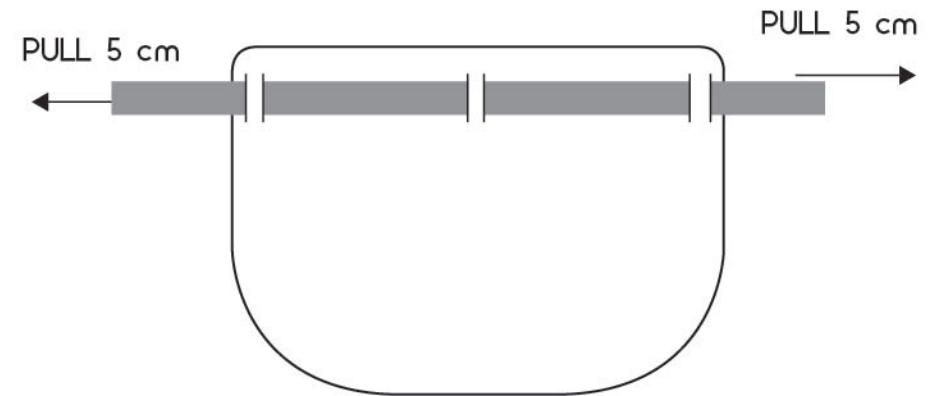


1. - - - - - = CUT NOTE: adjust cut height in the top, to the height of the elastic band at hand.

2. Add 80 cm long elastic band (length can be adjusted), and weave thru the cuts as shown.



3. Pull the elastic band outwards 5 cm to each side. Shade will hereby transform into its ergonomic shape.



4. Apply to head and tie a knot at the back.

